

New Student Checklist



After you are accepted to NC State:

Every Student Must...

- Confirm Your Enrollment
- Activate Your Unity Account
- Complete Your University Housing Application
(Required for all first-year students)

If You Need/Choose To...

- Apply for Scholarships and Financial Aid
- Get connected to NC State

After you have paid your enrollment deposit:

Every Student Must...

- Create Student Personal Identification Number (PIN)
- Provide Admissions with an Official Final Transcript
- Upload a Photo for your Student ID
- Access Your NC State Email Account
- Enroll in Two-Factor Authentication
- Enroll in or waive student health insurance
- Complete the Medical History and Immunization Forms
- Take Placement/Skills Assessments
- Register for First Semester Courses after Academic Advising
- Access Your Tuition and Fees Information
- Participate in New Student Orientation
- Complete Required Online Education
- Sign Up for Your Meal Plan
(Required for all first-year students living on campus)

- Review the Office of International Services Pre-Arrival Information for Immigration and Arrival Support
(Required for all international students)

- Review the Code of Student Conduct

If You Need/Choose To...

- Request all AP/IB Scores Be Sent to NC State
- Explore Off-Campus Housing Options
- Grant Parent/Guardian Access to Your Records
- Update Your Contact Information or Preferred Name
- Contact Disability Resources
- Request a College or Curriculum Change
- Review Options for Bringing a Computer
- Review Campus Parking/Alternative Transportation Information
- Keep Your Computer and Information Safe
- Purchase Your Course Materials
- Consider Participating in One of NC State's Additional Summer Programs



After you are accepted to NC State

Every Student Must...

☐ Confirm Your Enrollment

We can't wait for you to come to campus and start enjoying the Wolfpack life!

Log into your **wolfPAW** account to respond to our offer of admission under your To-Do List. The deadline to confirm our acceptance is:

- > **Fall Semester:** May 1 or within 10 days of receipt of your acceptance
- > **Spring Semester:** December 1 or within 10 days of receipt of your acceptance
- > **Spring Connect:** June 1

If you choose not to attend, please let Undergraduate Admissions know via your wolfPAW account.

- 🔗 <https://wolfpaw.ncsu.edu/>
- ☎ 919.515.2434 (Undergraduate Admissions)
- ✉ undergrad-admissions@ncsu.edu

☐ Activate Your Unity Account

Your Unity ID is your NC State username that allows you to access all of your records and services while associated with NC State. You need your Unity ID and password to access your email and campus services (e.g., eBilling, financial aid, Registration and Records).

To obtain your Unity ID:

- > Log in to <https://wolfpaw.ncsu.edu/> with your wolfPAW username and password. You will see your Unity ID Credentials (ID and Password) listed on the main page.
- > Your Unity ID password is initially set to a default value. That is an 8 digit number composed of the last four digits of your ID number (found on the wolfPAW page) followed by your two-digit birth month and two-digit birthday (mmdd). Write down your default password.

Before you can log in to anything, you must set up security questions and create a new, more secure, password for your account. Please follow the instructions below:

- > Visit go.ncsu.edu/initialpassword
- > Keep your password private. It is against university policy to share this information with anyone, including a parent or legal guardian.

- 🔗 <https://help.ncsu.edu>
- ☎ 919.515.HELP (4357) (NC State Help Desk)



Every Student Must...

- ❑ **Complete the University Housing Application**
(Required for all first-year students, optional for transfer students)

Living on campus is an essential part of the Wolfpack experience; that's why students are required to live on campus their first year. However, transfer students are not required to live on campus and other exceptions can apply for first-year students.

Once you have been offered acceptance at NC State, you can complete a University Housing application. This process is done through MyPack Portal using your student ID number (can be found on your acceptance letter from Undergraduate Admissions).

The housing application will go live for Fall 2023 new students on February 6, 2023 at 9:00am.

Select a Preferred Roommate

Students who apply early have the opportunity to select a preferred roommate. Roommate requests must be mutual in order to be considered.




University Housing does its best to accommodate roommate requests but they are not guaranteed.

Housing assignments are typically made based on the date a completed housing application is received.

Check out our 15 Living and Learning Villages!

Living and Learning Villages provide on-campus residents with an additional community based on interests, goals, and lifestyles. There is no additional cost to join a village but the benefits are endless.

If you do plan to apply for a village, there are additional questions for each community within the housing application.

-  <https://housing.ncsu.edu/>
-  919.515.2440 (University Housing Assignments)
-  housing@ncsu.edu



If You Need/Choose To...

□ Apply for Scholarships and Financial Aid

The Office of Scholarships and Financial Aid (OSFA) assists students with applying for and securing financial assistance. You will be offered the best funding options available to you depending upon the timing of your application for aid, your level of financial need, and availability of funding.

Financial Aid:

*(*not applicable to international students)*

The Free Application for Federal Student Aid (FAFSA) is available each October 1. Students who wish to be considered for federal, state and institutional financial aid must submit a FAFSA. NC State University has a priority filing deadline of March 1. However, due to the high number of FAFSA applications received, grant funding is awarded on a first come, first served basis. Therefore, it is important to submit the FAFSA and any other requested information as soon as possible. Complete the FAFSA at: <https://fafsa.gov>

Scholarships:

Once you are offered acceptance to NC State University, you can begin applying for scholarships via our scholarship portal, PackASSIST. For more information, including deadlines, and to log on using your unity credentials, visit: <https://go.ncsu.edu/PackASSIST>

<https://go.ncsu.edu/financialaid>
919.515.NCSU (6278) (Scholarships and Financial Aid)
financialaid@ncsu.edu

□ Get Connected to NC State

Now that you are part of the Pack, you need to get to know us better.

- > **Follow** NC State on Facebook, Twitter, and Instagram (@ncstate)
- > **Follow** New Student Programs on Twitter and Instagram (@ncstatensp)

After you have confirmed your enrollment

Every Student Must...

□ Create Student Personal Identification Number (PIN)

All students will be required to create a four-digit Personal Identification Number (PIN) in MyPack Portal in order to access student financial and academic records via phone.

- > Log in to MyPack Portal.
- > Go to Student Homepage > Personal Information tile > Student PIN.

Detailed instructions are available at <https://studentservices.ncsu.edu/your-resources/privacy/student-pin/>

- > To learn more about your academic records and the laws that protect them, visit <https://policies.ncsu.edu/regulation/reg-11-00-01>.

<https://studentservices.ncsu.edu/your-resources/privacy/student-pin/>

□ Provide Admissions with an Official Final Transcript

You must submit an official final transcript from all institutions you attended prior to enrolling at NC State. Final acceptance is contingent on your maintaining a level of academic performance that is equal to or better than your previous academic record.

- > Failure to submit an official final transcript will cancel your enrollment

- > Your official final transcript must include your final grades and graduation date. Contact your school to have your transcript sent electronically or by mail to the Office of Undergraduate Admissions.

- > **All incoming Fall 2023 students must submit an official final transcript by July 15, 2023.**

<https://admissions.ncsu.edu/>
919.515.2434 (Undergraduate Admissions)
undergrad-admissions@ncsu.edu

□ Upload a Photo for your Student ID

After you register for your first semester courses, you can submit a photo for your student ID card. Visit the [Photo Upload webpage](#) and follow the instructions to upload a photo for your Wolfpack One Card student ID. Your card will be available for pick up during Orientation or when you arrive on campus for your first semester. Please watch your campus email for pick up details close to the semester beginning.

<https://onecard.ncsu.edu/photo-upload/>
919.515.3030
wolfpack-one-card@ncsu.edu



☐ Access Your NC State Email Account

Your NC State email account, UnityID@ncsu.edu, is available after you have confirmed our enrollment and your [advanced enrollment deposit](#) (AED) has been processed (typically within 48 hours).

Once your AED payment is processed (typically within 48 hours of payment) sync your Unity account password with your new NC State Google account by visiting go.ncsu.edu/passwordsync.

To log in to your NC State email account visit [How do I access my NCSU email](#).

- NC State is a Google campus, which means our communication and collaboration is powered by Google.

Official communications, including from professors, are sent to your NC State email account, so check it regularly.

Your NC State email account is provided to you for university business. Be mindful about personal use, such as social media and banking, and link these accounts to a personal email address instead. If you do not have a personal address, you can create a free email account at gmail.com.

Authorized users may access University IT resources for occasional, inconsequential personal uses, with no expectation of privacy. Review [Personal Use of IT Resources](#).

help.ncsu.edu
919.515.HELP (4357) (NC State Help Desk)

☐ Enroll in Two-Factor Authentication

- You are strongly encouraged to enroll in Two-Factor Authentication to protect your data. NC State supports two services: Google 2-Step Verification or Google accounts, and Duo for Shibboleth-connected services like MyPack Portal and Wolfware.

Visit go.ncsu.edu/2fa for more information.

<https://help.ncsu.edu>
919.515.HELP (4357) (NC State Help Desk)

☐ Enroll in or Waive Student Health Insurance

Per state law, students must show evidence of existing creditable insurance coverage (coverage under another health plan), purchase a private insurance plan or enroll in the NC State-sponsored plan (Student Blue). Established students will be able to enroll or waive the insurance beginning June 1st (for fall semester) or in early November (for spring semester).

Students who do not waive out and decide to purchase the NC State-sponsored plan will be billed through their student account each semester.

Visit HealthyPack (<https://healthypack.dasa.ncsu.edu/insurance-and-billing/>) for eligibility information and for more detailed information regarding insurance. To waive or enroll the Student Blue Plan visit <http://studentbluenc.com/#/ncsu?page=welcome>.

<https://healthypack.dasa.ncsu.edu/insurance-and-billing>
919.515.2563 (Student Health Services)



□ Complete the Medical and Immunization Forms

Before arriving at NC State University, students are required to submit their medical histories and proof of required immunizations.

North Carolina Law requires that NC State students submit proof of immunizations to Student Health Services within 30 days of registration of classes at NC State University. For more information on the requirements, exceptions, exemptions and how to submit records visit <https://healthypack.dasa.ncsu.edu/health-records/immunizationtb-compliance/>

In addition to submitting immunization records, students are required to complete a Health History Form and TB Questionnaire.

Both can be found on the HealthyPackPortal (<https://sso.medicatconnect.com>)

<https://healthypack.dasa.ncsu.edu/health-records/immunizationtb-compliance/>

📞 919.515.2563 (Student Health Services)

□ Take Placement/Skills Assessments

First-year students:

To ensure you are registered in the appropriate courses, placement/skills assessments are offered - and some required - in certain subjects such as math, English, chemistry, and foreign languages. To learn more about these assessments, visit: https://newstudents.dasa.ncsu.edu/firs_year/placement/

Transfer students:

- > Placement testing for math may not be required if you have certain transferable math credit. Refer to the Math Placement website to determine if you should take the placement test.
- > Transfer students should review the transfer policies of the First-Year Writing Program
- > Based on your needs you may be required to complete placement tests in chemistry and/or foreign languages
- > To learn more about these assessments, visit <https://newstudents.dasa.ncsu.edu/transfer/placement/> or <https://math.sciences.ncsu.edu/mathplacement/>

□ Register for first semester courses after academic advising

At NC State, course registration for new students takes place using the online [MyPack Portal](#) system and can only be done after completing academic advising. Learn more on the [New Student Advising and Course Registration](#) webpage.

To ensure timely registration and the greatest course availability, you should follow instructions from your advisor, as well as meet the deadlines for placement testing and submission of transcripts and test scores.

<https://newstudents.dasa.ncsu.edu/advising/>






□ Access Your Tuition and Fees Information

Some or all instructional formats for all or part of the 2023/2024 academic year may change due to the public health emergency caused by the COVID-19 pandemic. As has always been the case, tuition and fees are charged at the beginning of the semester and will remain in place regardless of any changes in instructional format. Tuition and fees will not be refunded in the event that instructional format changes for any part of the 2023-24 academic year.

Students and parents who have been granted access* will use MyPack Portal (<https://mypack.ncsu.edu/>) to view eBILLS and other student account information. Bills are not mailed.

- > You must make a payment, have a sufficient payment plan or have adequate approved and accepted financial aid prior to the deadline.
- > Student account information is on the Student Homepage, select the Student Accounts tile. Items are listed on the left.
- > Tuition and Fees must be paid by the date posted on your billing statement to avoid class schedule cancellation.
 - > Fall billing is in July
 - > Spring billing is in November
- > *Grant parental access to student accounts through the MyPack Portal. Details are at go.ncsu.edu/parentaccess
- > Sign up for direct deposit through the MyPack Portal to receive refunds. Details are at go.ncsu.edu/directdeposit
- > Learn more about billing and payment options by visiting go.ncsu.edu/billing
- > Reduce your debt by enrolling in a monthly payment plan – go.ncsu.edu/mpp
- > Waive or enroll in the NC State Insurance plan (if you don't waive, you will automatically be enrolled and billed). Learn more at go.ncsu.edu/insurance

> If you decide not to attend NC State University you must notify Undergraduate Admissions (undergrad-admissions@ncsu.edu) no later than the first day of classes (include your full name, student ID and date of birth in the email). You must also cancel your housing and dining plan if applicable. You will be responsible for all charges on your account including any charges for late cancellations.

-  <https://studentservices.ncsu.edu>
-  919.515.2986 (Cashier's Office)
-  studentaccounts@ncsu.edu



Participate in New Student Orientation

You must register for Orientation through your wolfPAW account via <https://wolfpaw.ncsu.edu/>. Registration for summer/fall orientation opens by April, and registration for spring orientation opens by November.

- > Click on the “Register for Orientation” link under the “My To-Do List” section on the Dashboard.
- > Read the instructions, select, and submit the Orientation you wish to attend.
- > Only the session(s) available to you are offered as options. Review your Application Status screen in wolfPAW or your acceptance letter from Undergraduate Admissions if you are unsure of your college.
- > Contact New Student Programs at 919.515.1234 immediately if you have a conflict with attending your designated Orientation session.

Parents and family members are also highly encouraged to attend Family Orientation.

The program runs in conjunction with your Orientation session and is designed to introduce families to the academic programs and services available at NC State. Learn how to register your family at the website below or call 919.515.1234 for more information.

- <https://newstudents.dasa.ncsu.edu/orientation/>
- 919.515.1234 (New Student Programs)
- orientation@ncsu.edu

Complete Required Online Education

As part of NC State’s commitment to fostering a healthy and inclusive environment, all new first-year and transfer students are required to complete online trainings before the stated deadline below, before their first semester. Online education courses cover topics including:

- > Alcohol education (required for students under age 21)
- > Hazing prevention
- > Prescription drug abuse prevention
- > Sexual assault prevention (Title IX)

Modules usually become available for summer/fall students in early June and for spring students in mid-December. Once they are available enrolled students will receive an email with instructions for completing the online trainings.

- <https://prevention.dasa.ncsu.edu/required-education/>
- 919.515.4405 (Jeff Fay, Module Coordinator)
- prevention-services@ncsu.edu

Sign up for your Meal Plan

*(*required for all first-year students living on campus)*

NC State’s award-winning dining program offers a variety of food options that are convenient, fresh, diverse and delicious. From traditional all-you-care-to-eat dining halls to a mix of restaurants, cafes and convenience stores, our program is designed to meet the unique needs and taste of our student body. Whether you live on campus or commute, NC State Dining offers a variety of meal plans that can be tailored to your specific needs

All first-year students (students entering college for the first time) living in on-campus housing are required to have a meal plan. To compare meal plan options and sign up, visit to dining.ncsu.edu. You can make any changes to your meal plan for the fall semester by September 15 and spring semester by January 31.

- <http://dining.ncsu.edu/>
- 1.800.701.4940 (NC State Dining)



□ **Review the Office of International Services Pre-Arrival Information for Immigration and Arrival Support**

*(*required for all international students)*

Pre-arrival information is available on the [Office of International Services \(OIS\) website](https://internationalservices.ncsu.edu/).

- 🔗 <https://internationalservices.ncsu.edu/>
- ☎ 919.515.2961 (Office of International Services)
- ✉ ois@ncsu.edu

□ **Review the Code of Student Conduct**

The Code of Student Conduct serves as the basis for student behavioral expectations at NC State. It contains information related to the university's jurisdiction over student behavior, academic and non-academic violations, sanctions available when a violation occurs, and information regarding interim suspension.

Academic violations include cheating, plagiarism, or aiding another to cheat or plagiarize. Non-academic violations vary widely and include rules concerning alcohol, drugs, infliction or threat of bodily harm, vandalism, disorderly conduct, sexual and racial harassment, sexual assault, and more.

All students are strongly encouraged to read and understand the Code of Student Conduct.

- 🔗 <https://studentconduct.dasa.ncsu.edu/>
- ☎ 919.515.2963 (Office of Student Conduct)
- ✉ studentconduct@ncsu.edu



If You Need/ Choose To...

Request All AP/IB Test Scores To Be Sent to NC State

A full list of the AP/IB credit policies at NC State is available online:

<https://admissions.ncsu.edu/credit-opportunities>

- > All scores must be received directly from the testing agency. Undergraduate Admissions does not accept scores from high school or college transcripts.
- > Learn more about the timeline and how to send your AP scores on the College Board website. <https://apstudents.collegeboard.org/sending-scores>
- > Learn more about the timeline and how to send your IB scores on the International Baccalaureate website. <https://www.ibo.org/programmes/diploma-programme/assessment-and-exams/requesting-transcripts/>
- > NC State's AP Code is: 5496

<https://admissions.ncsu.edu/>

919.515.2434 (Undergraduate Admissions)

undergrad-admissions@ncsu.edu

Explore Off-Campus Housing Options

(Transfer students only; first-year students are subject to the First-Year Live-On Requirement)

The Off-Campus Housing website is a resource for students to explore housing options near campus and find potential roommates from the NC State community. You can also find local and campus resources for students living off campus.

<https://offcampus.dasa.ncsu.edu/>

Grant Parent/Guardian Access to Your Records

You can give your parent or guardian online access to view your financial (billing/payment) and academic information (schedule/grades):

- > Log in to MyPack Portal (<https://mypack.ncsu.edu/>)
- > Go to Main Menu > Student Self Service > Campus Personal Information > Parent/Guardian Access. Detailed instructions are available: <https://studentservices.ncsu.edu/your-resources/privacy/parent-access/>
- > To learn more about your academic records and the laws that protect them, visit <https://policies.ncsu.edu/regulation/reg-11-00-01>



□ Update Your Contact Information or Preferred Name

Updating Address or Phone Number

It is very important that your address and phone information are kept current with the university.

- > Log in to MyPack Portal. Go to Student Self Service > Personal Information > Address or Contact Details.
- > Sign up to receive WolfAlert emergency text messages, which may be sent during campus safety emergencies

Updating Preferred or Non-Legal Name

While a person's legal name is used by default, NC State University recognizes that, as a community, many of its members use names other than their legal names to identify themselves. If you designate a 'Preferred Name', it will appear instead of the legal name in many university systems and documents (e.g., your Wolfpack One Card).

- > Log in to MyPack Portal > Student Homepage > Personal Information tile > Select the 'Preferred Name' line > Edit the 'First Name' box > Select 'Save'
- > Learn more about the 'Preferred or Non-Legal Name' system at <https://studentservices.ncsu.edu/your-resources/privacy/preferred-name/>

□ Contact Disability Resources

Contact the Disability Resource Office (DRO) should you require accommodations due to a disability (e.g. physical, mental health, learning, etc.).

- <https://dro.dasa.ncsu.edu>
- 919.515.7653 (Disability Resource Office)
- disability@ncsu.edu

□ Request a College or Curriculum Change

(Does not apply to students whose first semester is Spring)

Requests to change the program into which you were accepted must be submitted to and approved by Undergraduate Admissions prior to **June 1**.

- > Email your request to undergrad-admissions@ncsu.edu and provide your complete name and date of birth.
- > You **cannot** change your program after June 1 or during Orientation

- <https://admissions.ncsu.edu/>
- 919.515.2434 (Undergraduate Admissions)
- undergrad-admissions@ncsu.edu

□ Review Options for Bringing a Computer

Most students bring a laptop or other computer when they come to NC State. Be sure to review the computer specifications at <https://go.ncsu.edu/comp-specs> and check with your individual department or college before purchasing your computer.

Wolfpack Outfitters offers laptops from Apple, Lenovo, and Dell. Each model is custom configured to meet

or exceed the University's minimum requirements for student laptop purchases. Each model qualifies for education discounts, technical support, and warranty repair from the OIT Walk-In Center.

- https://go.ncsu.edu/ncsubookstore_computers
- 919.515.2161 (NC State Bookstores)
- go.ncsu.edu/wo_computers



□ Review Campus Parking/Alternative Transportation Information

Parking on campus requires a valid NC State Parking Permit. Permits are sold online beginning in early July for fall semester and late November for spring semester. Eligibility to purchase a permit is based on a student's credit hours on file with registration and Records. Freshmen may purchase a parking permit; however, freshmen will only be eligible to park in the RS-Resident Storage lot which is approximately 380 spaces.

Alternative transportation options include:

- > Wolfline campus bus system
- > GoPass access card to ride city/regional transit
- > LimeBike Bicycle share program
- > Personal Bicycle (registration mandatory)

<https://transportation.ncsu.edu>
919.515.3424 (Transportation)

□ Keep Your Computer and Information Safe

Be careful about what information you share on all of your devices and **never** share your password with anyone, even your parents.

- > Phishing attacks are common on campus. Delete all messages requesting your password or other personal information. Never share your password with anyone for any reason, including the NC State Help Desk or other IT staff.

- > Be wary of messages that sound too good to be true, such as unsolicited job offers or prize drawings you did not enter.

- > Password-protect all devices, including smartphones and tablets. Install reputable anti-malware protection and apply software patches and updates as soon as possible.

- > Register your devices with the campus WiFi network, eduroam. Visit wifi.ncsu.edu for more information.

<https://help.ncsu.edu>
919.515.HELP (4357) (NC State Help Desk)

□ Purchase Your Course Materials

After you have registered for your classes, go to MyPack Portal <https://mypack.ncsu.edu> or to Wolfpack Outfitters' website and view your course material list, which will include new, used and digital options.

Students eligible for financial aid may also order their books online, and the bill will be sent directly to the University Cashier's Office

<https://go.ncsu.edu/textbooks>
919.515.2161 (Wolfpack Outfitters)
bookstore@ncsu.edu



□ Consider Participating in One of NC State's Additional Summer Programs

(Does not apply to students whose first semester is Spring)

There are a number of optional supplemental programs offered to assist students in their transition to the university. Consider participating in one (or more) of the following:

LGBTQ Symposium

Open to all first-year and transfer students

The LGBTQ Symposium is a half-day welcome and community-building experience designed to provide incoming students with information about the LGBTQ Pride Center, annual events, and ways to get involved. Students will learn about LGBTQ+ student organizations on campus, opportunities to volunteer through the Pride Center, and LGBTQ+ resources in the local community.

Incoming students will get a chance to connect with each other and hear from returning students about what it's like to be LGBTQ+ at NC State. This annual event is a great way for students to make new friends, enjoy free food, and have some fun. Lunch will be provided.

<https://diversity.ncsu.edu/pridecenter/signature-events-and-programs/>

Summer Start

Open to all first-year and transfer students

Summer Start helps new students transition to NC State through five weeks of online college courses and virtual community-building during Summer Session II. In addition to up to eight credit hours of online coursework, many optional social, academic, leadership, and service programs will be offered virtually. Summer Start will provide a strong virtual introduction to the culture of NC State and a jump start on your academic degree requirements with a smaller community of your peers.

<https://newstudents.dasa.ncsu.edu/summerstart/>

Symposium for Multicultural Scholars

Open to all first-year and transfer students

The Symposium for Multicultural Scholars is a summer educational and transitional experience for students from historically underserved populations. Its purpose is to foster a sense of community for incoming first-year and transfer students and provide them with information about campus support, personnel, and resources as a basis for helping ensure their academic, social, and emotional success at NC State.

<https://diversity.ncsu.edu/msa/symposium-for-multicultural-scholar/>



First Year Inquiry (FYI) Abroad

Open to all first-year students

The FYI Abroad programs are 2-week programs that merge the high impact experiences of a first-year inquiry course and study abroad. Students earn 3 GEP credits that count towards their degree before the start of their first semester on campus. Students will be immersed in inquiry-guided learning, led by NC State faculty, utilizing the historic and beautiful cities of their program location, Prague or Buenos Aires, as their classroom. Students are advised to select their program based on academic interest.

<https://studyabroad.ncsu.edu/incoming-first-year-student/fyi-abroad/>

Wolf Camp & Wolfpack Bound

Open to all first-year and transfer students

Wolf Camp and Wolfpack Bound are outdoor adventure programs, offered by Wellness and Recreation, for incoming students. These trips give students the chance to meet other new students before they start school with while trying outdoor activities like camping, kayaking, biking, and hiking; having campfires with s'mores; games to get to know other new students; and meeting returning student trip leaders.

Both trips are beginner-friendly and no outdoor experience is required. The registration fee covers transportation, food, equipment, and experienced leadership by Wellness and Recreation Outdoor Adventures staff. [Learn more online.](#)

<https://wellrec.dasa.ncsu.edu/new-student-trips>

For more information

Visit New Student Programs at: go.ncsu.edu/checklist