

2017 TRANSFER CLASS PROFILE

Transfer students make up approximately 20% of NC State graduates each year. Below are a few quick facts about our 2017 transfer class. The incoming class represents 83 North Carolina counties, 32 of the 50 states and 20 countries.

1,327

Incoming Enrolled Transfer Students

1 in 5

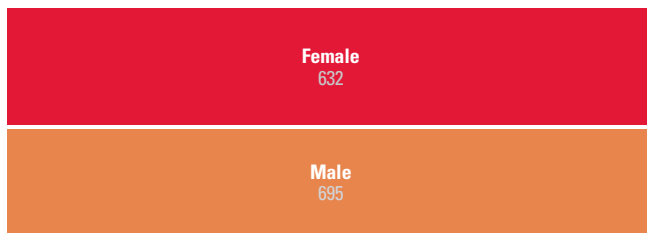
NC State Grads Entered as a Transfer Student

291

Number of Different Institutions that Students have Transferred from

51%

Transferred from an NC Community College

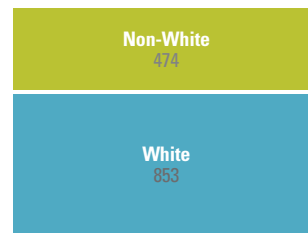


48%

Of Incoming Enrolled Students are Female


52%

Of Incoming Enrolled Students are Male



36%

Non-White Students



94

International Transfer Students

3.29

The Average Transfer GPA

57.88

Average College Credit Hours that have Transferred

TOP 10

MAJORS OF INCOMING ENROLLED STUDENTS

1. Business Administration
2. Biological Sciences
3. Psychology
4. Communication
5. Mechanical Engineering
6. Animal Science
7. Accounting
8. Computer Science
9. Agricultural Business
10. Electrical Engineering